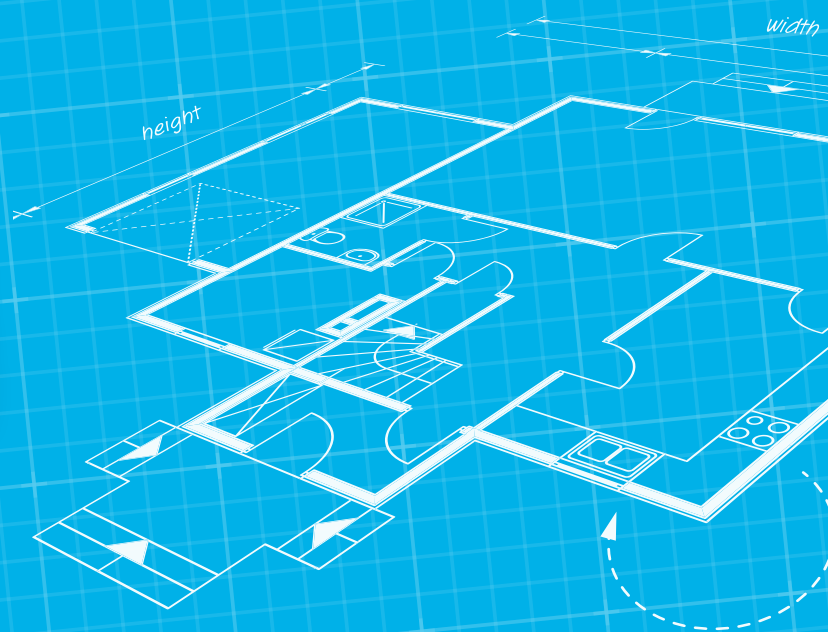




Royal Academy
of Engineering

THIS IS
ENGINEERING



DEPLOYABLE STRUCTURES

Maths beneath my feet

This resource is a set of mathematical activities, set within the context of home improvement, which is a real life use of mathematics around the home.

MATHS BENEATH MY FEET

In most buildings, including your home, the floor is made from either floorboards or concrete that is covered up.

There are a number of different floor coverings, but some of the most popular ones are carpets or some form of wood effect such as laminate.

Examples of different floor coverings.



X Activity 1 – Discussion

Spend a few minutes thinking about and discussing with others what other types of flooring you have come across.

ACTION: Write down your answers.


Flooring used depends on preference as well as which room you are going to cover. For example, floor tiles are often used in kitchens and bathrooms as spills are easy to clean.

X Activity 2 – Discussion

With each of the types of flooring you stated in **Activity 1**, discuss with others why each may be used. It may be easy to start with the flooring in your classroom.

ACTION: Write down your answers.

An example of tiled flooring used in a kitchen.



X Activity 3 – Calculation

The first thing to do before deciding on what flooring to use is to measure the room and work out the area. **Figure 1** is a room layout of a dining room that needs to be covered that has been broken down to 0.5 m squares. Calculate the area needed to be covered and show two ways of how you got to your answer.

ACTION:

Make sure you write down your answers and show your workings.

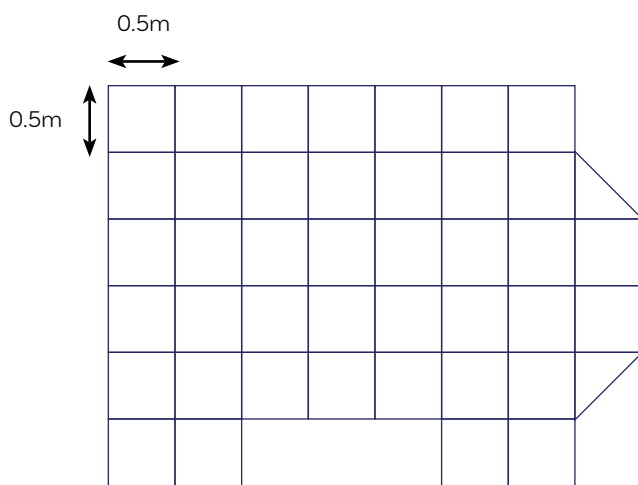


Figure 1

X Activity 4 – Discussion

Most carpets come in rolls 4 m or 5 m wide and can be cut off to the length you need.

Based on your calculation in **Activity 3**, how much carpet would be left over from a 4 m wide roll? State this in m² and as a ratio of carpet used against carpet left over.

ACTION: Write down your answers.



Shutterstock.com

Most carpets come in rolls and can be cut off to the length you need.

X Activity 5 – Carpet tiles vs rolled carpet

As well as carpets on rolls, you can get carpet tiles that come in various sizes, but are all square. These are normally used in bathrooms, kitchens and large offices.

What are the advantages of using carpet tiles over a carpet on a roll?

ACTION: Write down your answers.



Shutterstock.com

Carpet tiles come in various sizes but are all square.

X Activity 6 – Carpet costings

You have decided that a plain colour will do and you are just going to work out the cost of carpeting the room in **Activity 3** with either a carpet from a roll or carpet tiles. Remember you may have to buy more than you need due to standard sizes.

Work out which is the cheapest based on the costs shown in Table 1.

ACTION: Write down your answers.

Table 1


Carpet types	Costs
4 m rolls	£8.99 per m ²
A box of tiles with a total coverage of 2.5 m ² . Each tile is 500 mm by 500 mm	£20.98 per box

X Stretch and Challenge Activity 1

Draw to scale your current classroom floor on squared paper and calculate the area that needs to be covered.

Calculate the cost of covering this floor with carpet tiles based on the costs given in Table 1.

ACTION: Write down your answers.



Shutterstock.com

X Stretch and challenge Activity 2

Until now we have only been looking at carpeting a room. What about putting wallpaper on the walls? Wallpaper comes in widths of 52 cm and 10 m lengths.

Use your classroom for dimensions and work out how many rolls you will need. First make a list of what you will need to do and think about any issues you will need to consider.

Hint: Draw the walls to scale on squared paper.

ACTION: Write down your answer.



Wallpaper comes
in rolls and can be
cut to the length you
need

Shutterstock.com



Royal Academy of Engineering

The Royal Academy of Engineering is harnessing the power of engineering to build a sustainable society and an inclusive economy that works for everyone.

In collaboration with our Fellows and partners, we're growing talent and developing skills for the future, driving innovation and building global partnerships, and influencing policy and engaging the public.

Together we're working to tackle the greatest challenges of our age.

What we do

Talent & diversity

We're growing talent by training, supporting, mentoring and funding the most talented and creative researchers, innovators and leaders from across the engineering profession.

We're developing skills for the future by identifying the challenges of an ever-changing world and developing the skills and approaches we need to build a resilient and diverse engineering profession.

Innovation

We're driving innovation by investing in some of the country's most creative and exciting engineering ideas and businesses.

We're building global partnerships that bring the world's best engineers from industry, entrepreneurship and academia together to collaborate on creative innovations that address the greatest global challenges of our age.

Policy & engagement

We're influencing policy through the National Engineering Policy Centre – providing independent expert support to policymakers on issues of importance.

We're engaging the public by opening their eyes to the wonders of engineering and inspiring young people to become the next generation of engineers.